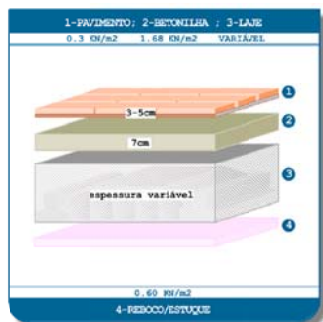


Normal Betão

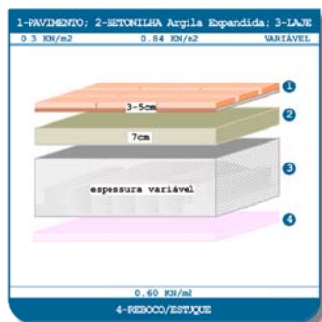
Betonilha 7 cm



Q = 2,58 kN/m²

Normal Argila Expandida

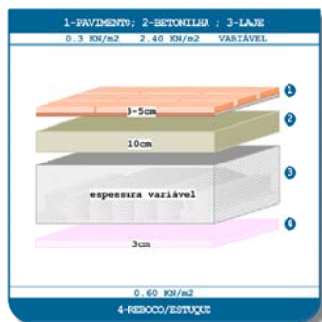
Betonilha Argila Expandida 7 cm



Q = 1,74 kN/m²

Normal Betão

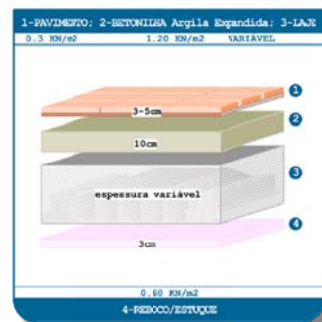
Betonilha 10 cm



Q = 3,30 kN/m²

Normal Argila Expandida

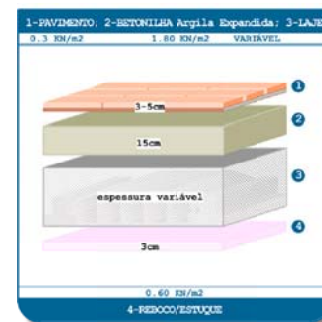
Betonilha Argila Expandida 10 cm



Q = 2,10 kN/m²

Normal Argila Expandida

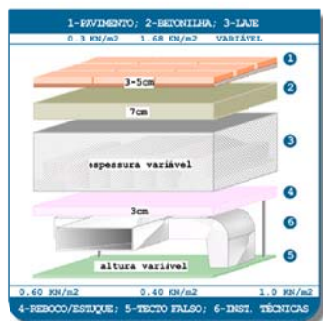
Betonilha Argila Expandida 15 cm



Q = 2,70 kN/m²

Tecto Falso


Betonilha Normal 7 cm



Q = 3.98 kN/m²

Tecto Falso

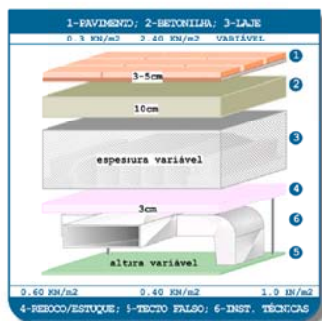
Betonilha Argila Expandida 7 cm



Q = 3.14 kN/m²

Tecto Falso

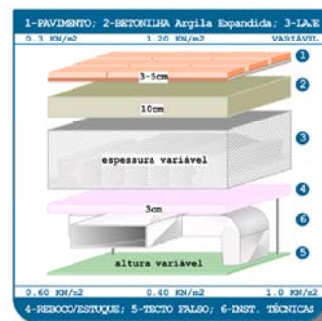
Betonilha Normal 10 cm



Q = 4,70 kN/m²

Tecto Falso

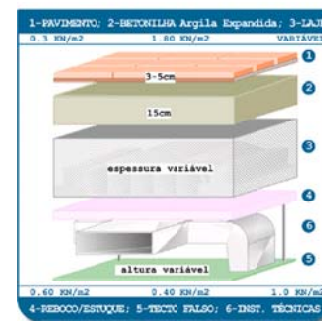
Betonilha Argila Expandida 10 cm



Q = 3,50 kN/m²

Tecto Falso

Betonilha Argila Expandida 15 cm



Q = 4.10 kN/m²



Fábrica 1:
Albergaria
Apartado 141
4524 - 909 S. João de Vêr

www.presdouro.pt
presdouro@presdouro.pt

Obra :
Construção de Vivenda
Localização :
Vale de Cambra
Identificação :
Laje Nova

Obs :
Observação 1
Observação 2
Observação 3

Logo do Utilizador
[256 x 96]

Nome do Utilizador
Morada do Utilizador
Morada do Utilizador
Tel: +351 000 000 000
Fax: +351 000 000 000
www.sitb.pt