




**Manilhas, Tubos, Cones e Anéis**



Manilhas Normais



Manilhas Furadas



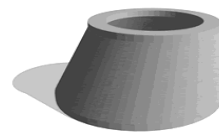
Tubos



Cones Concêntricos




Anéis



Cones Excêntricos



Tampas Abertas



Tampas Fechadas

**Preço**

<b>Manilhas Normais</b>	φ 200	---
	φ 300	5,06
	φ 400	7,71
	φ 500	11,39
	φ 600	15,81
	φ 800	29,33

<b>Manilhas Furadas</b>	φ 200	---
	φ 300	6,10
	φ 400	9,20
	φ 500	13,80
	φ 600	Só por encomenda
	φ 800	

<b>Meias Manilhas</b>	φ 300	3,80
	φ 400	5,06

**Preço**

<b>Tubos</b>	φ 1000 h=1000	34,50
	φ 1200 h=1000	42,55

<b>Anéis</b>	φ 1000 h=300	20,24
	φ 1000 h=500	20,93
	φ 1200 h=300	23,00
	φ 1200 h=500	31,63

<b>Cones Concêntricos</b>	φ 500 φ 1000	19,55
	φ 600 φ 1000	20,13
	φ 500 φ 1200	29,33
	φ 600 φ 1200	31,63

<b>Cones Excên.</b>	φ 600 φ 1000	23,00
	φ 600 φ 1200	34,50

<b>Tampas abertas e fechadas</b>	φ 1200	37,95
	φ 1400	46,00

Todas as medidas se apresentam em milímetros