

Artefactos



Dimensões

Peso aproximado

Aros de Sarjeta

mm

kg/uni



Normal

900x550x250

135

1E+1S

900x550x250

128

2E+2S

900x550x250

117.5

1E+1S a 45°

900x550x250


125.5

1E = 1 entrada, 1S = 1 saída

Tampa de Sarjeta

mm

kg/uni



900x550x160



145

Tampa de Sarjeta com grade Anti-roubo C250

Tampa de Poço

mm

kg/uni



1200 diam., 125 alt

320

Com/sem abertura e tampa

1400 diam., 125 alt

440

Com/sem abertura e tampa

Valetas

mm

kg/uni

uni/palete



500x350x100

38.7

36